



Product Code: 2927WKL

**1) Please check you have all the required parts before starting installation:**

- |   |  |   |
|---|--|---|
| <ul style="list-style-type: none"><li>• 1 x Motor</li><li>• 1 x Stainless Steel Rod</li><li>• 1 x Wiring loom</li><li>• 8-10 x Cable Ties</li><li>• 1 x wire Sheaving</li></ul> | <ul style="list-style-type: none"><li>• 2 x Nuts and Bolts</li><li>• 1 x Template for mounting motor</li></ul> | <b>Tools Required</b> <ul style="list-style-type: none"><li>• Drill and 4mm Drill Pc.</li><li>• Phillips Screw Driver</li><li>• 7mm Spanner</li><li>• Insulation Tape</li></ul> |
|---|--|---|


**1) Open Tailgate, Undo 10 screws and remove metal panel to allow access into the inside of the tailgate**



**2) Use template to mark holes for mounting the motor**




**3) Drill Holes for the motor, please use a 4mm Drill**




**4) Attach the Stainless Steel rod to motor and install motor into position**




**5) Remove the Factory fitting Key Lock rod from the Vehicle**




**6) Attach new Stainless Steel Rod to locking mechanism.**




**7) Connect wiring loom to actuator.  
Red to Red and blue to black**



**8) Feed the cable out of the tailgate and under the chassis to Drivers door sill. Remove plastic sill to locate vehicles wiring**



**9) Connect cable using the scotch locks (or solder) please ensure the cables get a good connection**



Eagle1 Lock wiring Loom	Vehicle Loom
Red	Blue
Black	Blue with red trace

**10) Test the kit works by clicking the central locking and see if the tailgate locks / unlocks.**

**11) If everything works replace tailgate cover**

**\*Please note we always advise to cover any connections with electrical tape**

Installation notes:

The Isuzu Dmax is like all new vehicles is fitted with a security device which ensures that doors are not unlocked mistakenly. If doors are unlocked and not opened within 20 secs, they will lock themselves. Power Lock does not over-ride this feature. The tailgate may lock itself if no cab doors are opened after unlocking.

Please note once this Kits is fitted you will no longer be able to use the key lock on the tailgate